






Connects to any
garden hose thread
outdoor faucet.



Scan this QR code for
a video on how to

-  Ready to start with pre-programmed schedule.
-  Customise your watering schedule with up to 4 start times per day.
-  Choose water days, start time and how long.
-  Delay mode pauses automatic watering up to 7 days.
-  Mode available for manual watering.

Keep plants hydrated, happy and healthy even when you can't be there.



Audio signal confirms selection and when watering starts and stops.



LCD backlit display is easy to read during day and at night.



Built for durability with UV protection and tamper resistant features.



Timer shuts off valve when batteries run out.



INSTALLATION

Tool Free !



Tip:
Must have minimum
of 15 PSI at bib.



1. Install the Batteries (not included)

- Open battery compartment on back of timer.
- Add 2 AA alkaline or lithium ion batteries (ensure the + and – terminals are positioned correctly)
- Push battery tray down firmly; timer will beep when batteries are fully inserted.
- Note: Do not use rechargeable batteries.

2. Set the Clock

- Turn the **Programming Wheel** to 'Clock' (as shown in picture).
- Push **selection wheel** to make changes, turn to scroll options, push again to save selection.



3. Connect

- Attach top inlet to Garden Hose Thread (GHT) connection such as faucet/hose bib.
- Attach bottom outlet to GHT connection such as a pressure regulator or an adaptor to connect to supply tubing.
- A 1/2" or 3/4" adaptor is included and is recommended to be attached to the faucet firstly before attaching your Raindrip digital tap timer.

4. Ready to water

- Turn **Programming Wheel** to "AUTO" to enable watering.
- Timer comes pre-programmed to water everyday at 7 AM (when clock is set).
- To customize your watering schedule, use the sequence of steps from 2 to program **Water Days**, **Start Time** and **How Long** or use the **QR code to link to full programming instructions**

Marketed in India by:

Kimplas Piping Systems Private Limited

B-20, MIDC Ambad, Nashik, Maharashtra – 422010, India.

Website: www.kimplaspiping.net E-mail: sales.kimplas@ndspro.com